





Luminaire Schedule

- 

LUM-01: DW Windsor Zeppa Mini
350 mA 1 x LX2 113 15 LED
Module. Column mounted at 8m
unless otherwise stated.
- 

LUM-02: DW Windsor Zeppa Mini
500 mA 1 x LX2 113 15 LED
Module. Column mounted at 6m.
- 

LUM-04: GE Lighting Solutions
EWS3_A7D130-120-277V Evolve
LED Area Light.
- 

LUM-04: DW Windsor Zeppa Mini
350 mA 1 x LX2 113 15 LED
Module. Low level bollard light - waist
height/3ft approx

All Lights will be cowled or otherwise have directional lighting to illuminate the development site only and direct light away from vegetation.

The lights on building 12, 13 and 17 (see masterplan EGW-01-001) will be on motion sensors triggered by movement within the development site as requested by NRW.



Client:		Job:	Egnedol Wales Ltd	Drawing Title:	SK02 - Outline scheme of lighting
Date:	March 2018	SCALE:	1:2500 @ A3	Drawn:	AD
		Checked:	DS	DRAWING NO.:	EGW-01-107
				REV.:	A